


# National investigators' examination

## Results and analysis overview

March 2024

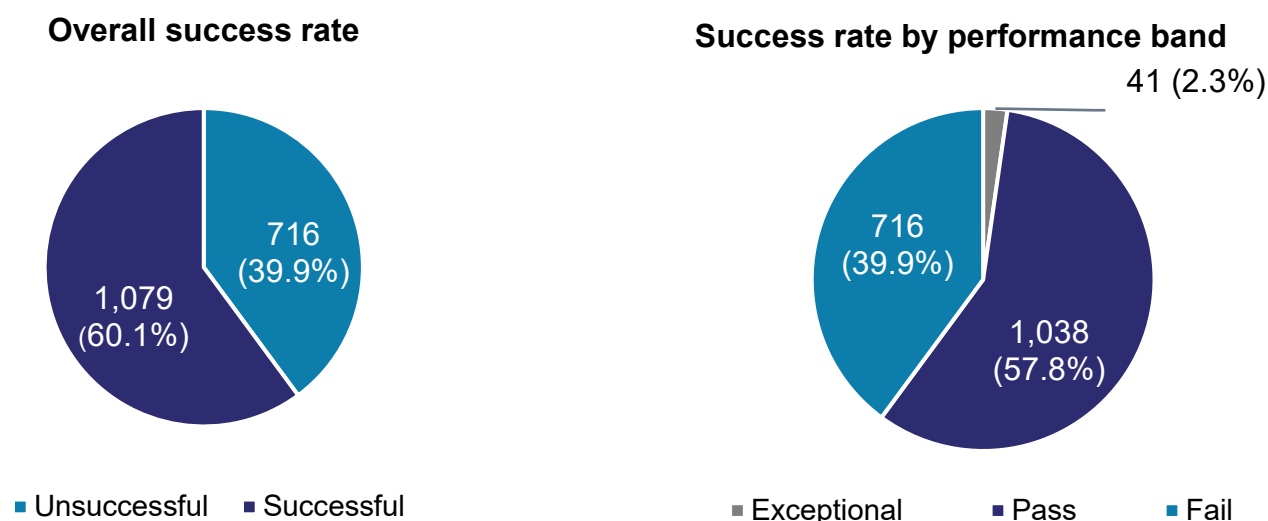


# Contents

<b>Results .....</b>	<b>3</b>
Sex.....	3
Ethnicity .....	4
Force.....	4

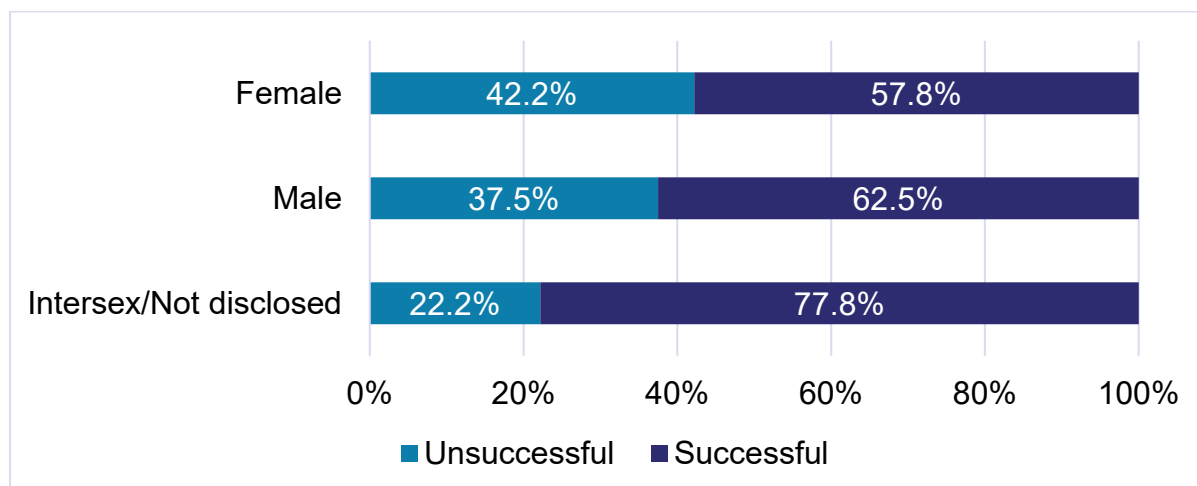
## Results

The results were fully analysed and an absolute cut score of 55.7% was applied to all candidates. Candidates who scored 85.7% or above were awarded an exceptional grade. This generated the following success rates.



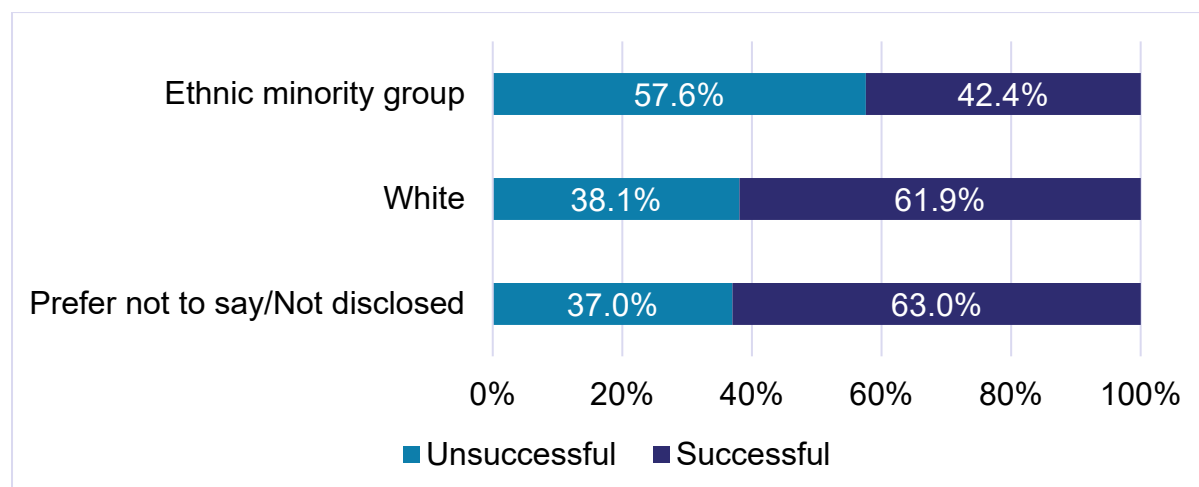
## Sex

There were 1,015 female candidates and 753 male candidates. 27 candidates did not state their sex or reported themselves as intersex. These have been grouped together due to the small numbers in these categories. This generated the following success rates.



## Ethnicity

There were 1,517 white candidates and 170 candidates from an ethnic minority group. 108 candidates did not disclose their ethnicity. This generated the following success rates.



## Force

The table below provides the pass rate for each force that nominated candidates.

	Number of candidates attended	Number of successful candidates	Success rate (%)
<b>Avon and Somerset Constabulary</b>	109	57	52.3
<b>Bedfordshire Police</b>	17	6	35.3
<b>British Transport Police</b>	15	9	60.0
<b>Cambridgeshire Constabulary</b>	15	6	40.0
<b>Cheshire Constabulary</b>	38	21	55.3
<b>City of London Police</b>	0.00	0.00	57.1
<b>Cleveland Police</b>	13	7	53.8
<b>Cumbria Constabulary</b>	0.00	0.00	80.0
<b>Derbyshire Constabulary</b>	0.00	0.00	53.8
<b>Devon and Cornwall Police</b>	27	20	74.1

	Number of candidates attended	Number of successful candidates	Success rate (%)
<b>Dorset Police</b>	17	11	64.7
<b>Durham Constabulary</b>	0.00	0.00	72.7
<b>Dyfed-Powys Police</b>	0.00	0.00	90.9
<b>Essex Police</b>	27	16	59.3
<b>Gloucestershire Constabulary</b>	0.00	0.00	71.4
<b>Greater Manchester Police</b>	82	45	54.9
<b>Gwent Police</b>	17	11	64.7
<b>Hampshire Constabulary</b>	57	24	42.1
<b>Hertfordshire Police</b>	50	25	50.0
<b>Humberside Police</b>	26	14	53.8
<b>Kent Police</b>	56	34	60.7
<b>Lancashire Constabulary</b>	60	44	73.3
<b>Leicestershire Constabulary</b>	41	23	56.1
<b>Lincolnshire Police</b>	0.00	0.00	66.7
<b>Merseyside Police</b>	73	41	56.2
<b>Metropolitan Police Service</b>	231	137	59.3
<b>Ministry of Defence Police</b>	0.00	0.00	100.0
<b>Norfolk Constabulary</b>	0.00	0.00	76.9
<b>North Wales Police</b>	0.00	0.00	75.0
<b>North Yorkshire Police</b>	0.00	0.00	75.0
<b>Northamptonshire Police</b>	26	18	69.2
<b>Northumbria Police</b>	67	42	62.7
<b>Nottinghamshire Police</b>	17	7	41.2
<b>Police Now</b>	0.00	0.00	100.0
<b>South Wales Police</b>	70	41	58.6
<b>South Yorkshire Police</b>	31	16	51.6

	Number of candidates attended	Number of successful candidates	Success rate (%)
<b>Staffordshire Police</b>	42	25	59.5
<b>Suffolk Constabulary</b>	0.00	0.00	78.6
<b>Surrey Police</b>	17	11	64.7
<b>Sussex Police</b>	40	23	57.5
<b>Thames Valley Police</b>	60	48	80.0
<b>The Service Force</b>	56	43	76.8
<b>Warwickshire Police</b>	28	12	42.9
<b>West Mercia Police</b>	17	11	64.7
<b>West Midlands Police</b>	101	52	51.5
<b>West Yorkshire Police</b>	94	59	62.8
<b>Wiltshire Police</b>	0.00	0.00	81.8
<b>Total</b>	<b>1,795</b>	<b>1,079</b>	<b>60.1</b>

Please note that where candidate numbers are low, these have been removed to ensure that no candidates can be personally identified from this data. Low figures in terms of pass or fail rates could, when paired with other information in the public domain, result in the identification of individuals. To avoid this, we will not release information where identification could result. We are unable to confirm the threshold used to redact data, as this in itself may allow calculations to be made from other information released in the public domain.

Comparison between force pass rates should be done with caution, due to the differences in the number of candidates taking the examination per force.

---

## About the College

We're the professional body for the police service in England and Wales.

Working together with everyone in policing, we share the skills and knowledge officers and staff need to prevent crime and keep people safe.

We set the standards in policing to build and preserve public trust and we help those in policing develop the expertise needed to meet the demands of today and prepare for the challenges of the future.

**[college.police.uk](https://college.police.uk)**